

Name: _____ School: _____




Singapore is known to many as a “Garden City”, a green city with modern, tall skyscrapers and large highways built alongside green trees and shrubbery. Yet, there are people who feel that more and more natural and green spaces are being used to develop bigger buildings and longer roads as the country grows and develops.

Do you feel this way too?


Unearthed is an exhibition that takes a look at how artists look at and respond to the natural and man-made world; how living in a city environment surrounded by towering constructions can have an effect on the way they look at the natural landscape around them.

Let’s find out more about what these artists think and feel!

1. **What does your environment look like? What details do you observe around you? Draw what you see in the space below.**



2. **What are some ways we can harm our environment with the way we live? What are some ways that we can help protect our environment? List them down in the space below.**





Go to the SAM Front Lawn.

Look for the artwork *Real Estate* by Twardzik Ching Chor Leng.



3. What do you think is happening here? What do you see that makes you say that?

4. What does this remind you of and why?

Real Estate continues inside SAM. Head inside the museum and go to the inner lobby to look for the second part of this artwork.

5. What do you see in front of you? Describe the main material that is being used to create the artwork here.

6. Where do you think this material comes from? Why do you say so?

7. What do you think the artist is trying to tell you by using this material and putting it inside the museum, instead of outside where you came from?



Go up the circular staircase to the level 2 lobby space.

Look for the artwork *1000 Rubber Seeds and One Mutant* by Isabelle Desjeux.




8. Do you know what a “mutant” is? In what ways is a “mutant” a mistake? Ask your friends and teachers if you are not sure.

A large, empty rounded rectangular box for writing answers.


DID YOU KNOW?

In science, progress and knowledge gained in scientific research sometimes come from mistakes. Take the Post-It note for example. A researcher in a laboratory wanted to create a strong, sticky glue but mistakenly made a glue that does not stick very well instead. Years later, his colleague at work discovered that this less sticky substance can hold up pieces of paper as bookmarks for his book without leaving any residue or mark on the paper, which led to the invention of the Post-It note that is widely used today.


9. List out the items that make up this artwork. What have you discovered?



10. Look at the way the artwork is being installed (displayed). Take note of the details such as the furniture, the shelves and the lighting. What does this installation remind you of?



11. Can you spot the “mutant” in this artwork? Why do you think it is considered a “mutant”?





Go into Gallery 2.1.

Look for the artwork ***Pulling At Grass To Make It Grow*** by Jennifer Ng.




12. What do you think of when you see the title, “Pulling at Grass To Make it Grow”? Do you think it is possible to make grass grow by pulling at it? Why do you say so?

A large, empty rounded rectangular box intended for the student's response to the question.

13. Look at the colours, shape, form and material of this artwork. In what ways is the title suitable for this artwork?



14. Why do you think the artist named her artwork as such? What message do you think she wants to tell people with this title?



DID YOU KNOW?

Artist Jennifer Ng is a teacher, and she created this artwork to talk about the pressures students face while in school.

What are some pressures you face as a student, and what are some of the ways you can cope with these pressures? Have a discussion with your friends and teachers and hear what they have to say!



Turn left to go into the inner-most gallery on the left.

Look for the artwork *A Day Without A Tree* by Yeo Chee Kiong.



15. Observe the floor and the pillars as you step into the gallery. What do you see?

A large, empty rounded rectangular box with a thin blue border, intended for the student's response to the observation question.


16. What do you think is happening here? (Clue: Look at the title of the artwork)



17. In your opinion, what do you think could be the possible reasons for causing this to happen?



18. What do you think you can do to prevent this from happening?



DID YOU KNOW?

The artist Yeo Chee Kiong created this artwork to bring attention to the effects of global warming and the future of our planet.

How would you spread the message of protecting our planet?



Now, come out of SAM and head over to 8Q at SAM, located on Queen Street.

Go to the level 2 gallery (turn right as you come up the stairs).

Look for the artwork *Sound of the Earth* by Sai Hua Kuan.




19. Look at the items used in this installation here. What are the items and materials used here?

20. Listen carefully to the sounds in this gallery – what do you hear?

21. Where do you think these sounds come from? What makes you say so?



23. The title of this work is called, "Sound of the Earth". Imagine you could listen to the earth – how would it sound like? What do you think it will say to you if it could speak?



DID YOU KNOW?

The artist Sai Hua Kuan made use of stored energy found in soil to generate electricity with the use of different metals in order to produce the sounds that you hear in the gallery.

What other unusual materials can you think of that are able to produce electricity without the use of a generator or power plant?



Go to the level 4 gallery (turn left as you come up the stairs).


Look for the artwork *The Possibility of Knowing* by Robert Zhao.



24. Observe the photographs in the gallery. What do you see?


25. What do you think is happening here in these photographs? Why do you say so?

26. Which photograph/s do you find most interesting? In what ways is it interesting to you?



The artist Robert Zhao had taken these photographs in the Indonesian cities of Padang and Banda Aceh, cities that are exposed to earthquakes and tsunamis because they are located near active fault lines.

27. How do you think the people living in these cities feel, being exposed constantly to the dangers of earthquakes and tsunamis? What would you do if you lived there and why?



My day at SAM...

Complete this page and pass it to your teacher to deposit at the SAM Front Desk

Name	School	Age	Exhibition title

I found the activity sheet...

- Very easy Quite easy Okay A little difficult Very difficult

I found the activities in the worksheet...

- Very interesting Quite interesting Okay Not so interesting Not interesting at all

I would like future activity sheets to have...



3 things I have learnt...



2 things I would like to find out more about...



1 thing I hope I can see more of at the museum...

***For Teachers to note:**

Please collect all the pages as a single bundle and deposit them at the SAM Front Desk.